
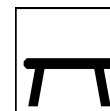
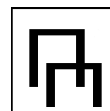
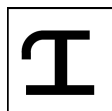




2020 BC Winter Games

Fort St. John

JO 7 All Around



#	Athlete	Zone	T			V			B			F			AA		
			D	Score	Rk	D	Score	Rk	D	Score	Rk	D	Score	Rk	D	Score	Rk
714	KEELEY Maggie	Vancouver-Coastal (5)	10.00	9.350	1	10.00	9.725	1	10.00	9.600	1	10.00	9.500	3	40.00	38.175	1
713	LORZ Zoe	Fraser River (4)	10.00	9.125	2	10.00	9.475	2	10.00	9.125	7	10.00	9.425	5	40.00	37.150	2
718	STUVE Taelyn	Vancouver Island-Central Coast (6)	10.00	8.925	5	10.00	9.475	2	10.00	9.275	4	10.00	9.350	8	40.00	37.025	3
708	BROWNLIE April	Fraser Valley (3)	10.00	8.525	14	10.00	9.350	6	10.00	9.200	5	10.00	9.475	4	40.00	36.550	4
711	PARIKH Sanvi	Fraser River (4)	10.00	8.375	20	10.00	9.375	5	10.00	9.325	3	10.00	9.200	13	40.00	36.275	5
717	DESCHUTTER Tatum	Vancouver Island-Central Coast (6)	10.00	8.825	7	10.00	8.450	16	10.00	9.350	2	10.00	9.625	1	40.00	36.250	6
716	HOLLAS Sydney	Vancouver-Coastal (5)	10.00	8.275	24	10.00	9.250	7	10.00	9.200	5	10.00	9.525	2	40.00	36.250	6
707	MARTIN Alexa	Thompson-Okanagan (2)	10.00	9.050	4	10.00	8.600	13	10.00	9.075	9	10.00	9.400	6	40.00	36.125	8
712	CRESPAN Sofia	Fraser River (4)	10.00	8.775	8	10.00	8.725	10	10.00	8.375	18	10.00	9.350	8	40.00	35.225	9
715	SIMIHAG Aleena	Vancouver-Coastal (5)	10.00	8.450	17	10.00	9.400	4	9.50	8.100	21	10.00	9.150	15	39.50	35.100	10
729	COLEMAN Maija	Cariboo-North East (8)	10.00	8.675	10	10.00	8.775	9	10.00	8.700	12	10.00	8.825	24	40.00	34.975	11
725	KERR Emery	Cariboo-North East (8)	10.00	8.500	16	9.50	8.650	12	10.00	8.675	13	10.00	9.050	19	39.50	34.875	12
710	BUTTE Emily	Fraser Valley (3)	10.00	8.550	13	10.00	8.700	11	10.00	8.425	16	10.00	9.125	16	40.00	34.800	13
709	HOWES Vienna	Fraser Valley (3)	10.00	8.600	12	10.00	8.450	16	10.00	8.425	16	10.00	9.300	11	40.00	34.775	14
705	COETZEE Isabelle	Thompson-Okanagan (2)	10.00	8.850	6	9.50	8.175	20	9.50	8.175	20	10.00	9.400	6	39.00	34.600	15
719	QUARRESS Hazel	Vancouver Island-Central Coast (6)	10.00	8.175	25	10.00	8.400	18	10.00	8.775	11	10.00	9.200	13	40.00	34.550	16
727	HUTCHINGS Jodanna	Cariboo-North East (8)	10.00	8.425	18	10.00	8.950	8	10.00	8.100	21	10.00	8.875	22	40.00	34.350	17
703	BRADWELL Taya	Kootenays (1)	10.00	9.075	3	10.00	8.250	19	9.50	7.550	28	10.00	9.300	11	39.50	34.175	18
706	VANROOSBROECK Emily	Thompson-Okanagan (2)	10.00	7.700	27	10.00	8.525	14	10.00	8.375	18	10.00	9.125	16	40.00	33.725	19
724	SHERMAN Lily	North West (7)	10.00	8.375	20	9.00	7.450	24	9.50	8.550	14	10.00	9.100	18	38.50	33.475	20
728	KUENZL Marissa	Cariboo-North East (8)	10.00	8.525	14	10.00	8.475	15	10.00	7.125	29	10.00	9.325	10	40.00	33.450	21
701	CARTIER Emilie	Kootenays (1)	10.00	8.425	18	9.50	7.025	29	10.00	9.025	10	10.00	8.875	22	39.50	33.350	22
722	TAYLOR Haydyn	North West (7)	10.00	7.650	29	9.50	7.500	23	10.00	9.125	7	10.00	8.750	25	39.50	33.025	23
723	TENDALL Bailey	North West (7)	10.00	8.675	10	9.50	7.550	21	9.50	8.450	15	9.50	8.175	28	38.50	32.850	24
704	WYATT Jasmine	Kootenays (1)	10.00	8.725	9	9.50	7.200	27	9.50	7.875	25	10.00	9.000	21	39.00	32.800	25
726	BELLERIVE Kaydence	Cariboo-North East (8)	10.00	8.325	23	9.50	7.350	26	9.50	7.875	25	10.00	9.025	20	39.00	32.575	26
720	BAKER Maggie	North West (7)	10.00	8.350	22	9.00	7.100	28	9.40	7.925	24	10.00	8.225	26	38.40	31.600	27
730	SOARES Delaney	Cariboo-North East (8)	10.00	7.725	26	9.50	7.550	21	9.50	7.875	25	10.00	8.200	27	39.00	31.350	28
702	IRWIN Lauren	Kootenays (1)	10.00	7.675	28	9.50	7.400	25	9.70	8.000	23	9.50	8.050	29	38.70	31.125	29

Generated Fri, 21 Feb 2020 15:43:38 -0700 in 0.001 seconds by kscore.ca