
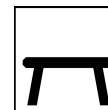
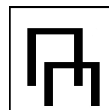
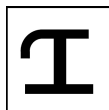




2020 BC Winter Games

Fort St. John

JO 8 All Around



#	Athlete	Zone	Category	D			Score			Rk	D			Score			Rk	D			Score			Rk
				D	Score	Rk	D	Score	Rk		D	Score	Rk	D	Score	Rk		D	Score	Rk				
817	HOOLSEMA Gabriela	Vancouver-Coastal (5)	JO 8	10.00	9.350	3	10.00	9.650	1	10.00	9.050	6	10.00	9.575	1	40.00	37.625	1						
807	SHEA Amelie	Fraser Valley (3)	JO 8	10.00	9.600	1	10.00	9.250	3	10.00	8.900	10	10.00	9.525	2	40.00	37.275	2						
814	WOOD Summer	Fraser River (4)	JO 8	10.00	9.025	8	10.00	9.175	4	10.00	9.175	4	10.00	9.275	12	40.00	36.650	3						
821	TSANG Naomi	Vancouver-Coastal (5)	WC JO8	10.00	9.150	4	10.00	9.100	7	10.00	9.250	2	10.00	9.050	17	40.00	36.550	4						
823	LEIBEL Keria	Vancouver Island-Central Coast (6)	JO 8	10.00	8.875	12	10.00	9.175	4	10.00	9.100	5	10.00	9.325	7	40.00	36.475	5						
815	MATICA Valentina	Fraser River (4)	WC JO8	10.00	8.725	15	10.00	9.150	6	10.00	9.250	2	10.00	9.325	7	40.00	36.450	6						
808	VANSTONE Nika	Fraser Valley (3)	JO 8	10.00	8.650	16	10.00	9.475	2	10.00	8.925	8	10.00	9.325	7	40.00	36.375	7						
822	WHITE Makayla	Vancouver Island-Central Coast (6)	JO 8	9.00	8.450	18	10.00	9.075	8	10.00	9.500	1	10.00	9.300	11	39.00	36.325	8						
818	LAPPIN Ava	Vancouver-Coastal (5)	JO 8	10.00	9.425	2	10.00	8.875	12	10.00	8.600	14	10.00	9.350	6	40.00	36.250	9						
813	WILSON Vanessa	Fraser River (4)	JO 8	10.00	9.000	10	10.00	8.850	13	10.00	8.950	7	10.00	9.375	5	40.00	36.175	10						
805	LIZZI Serena	Thompson-Okanagan (2)	JO 8	10.00	9.100	5	10.00	8.850	13	10.00	8.925	8	10.00	9.100	16	40.00	35.975	11						
812	CHUNG Nya	Fraser River (4)	JO 8	10.00	9.050	6	10.00	8.825	15	10.00	8.400	16	10.00	9.400	4	40.00	35.675	12						
819	GLOWACKI Julianne	Vancouver-Coastal (5)	JO 8	10.00	9.025	8	10.00	9.050	10	10.00	7.950	21	10.00	9.425	3	40.00	35.450	13						
806	PHILLIPS Emily	Fraser Valley (3)	JO 8	10.00	8.775	13	10.00	8.625	16	10.00	8.900	10	9.50	8.850	20	39.50	35.150	14						
820	HOOLSEMA Carolina	Vancouver-Coastal (5)	WC JO8	10.00	9.050	6	10.00	8.050	22	10.00	8.625	13	10.00	9.200	14	40.00	34.925	15						
810	PETERSON Bailey	Fraser Valley (3)	WC JO8	10.00	8.775	13	10.00	8.625	16	10.00	8.400	16	10.00	9.125	15	40.00	34.925	15						
809	MARYSCHAK Josie	Fraser Valley (3)	WC JO8	10.00	8.950	11	10.00	8.275	19	10.00	8.650	12	10.00	8.625	22	40.00	34.500	17						
802	ROBISON Nataya	Kootenays (1)	JO 8	9.40	8.225	22	10.00	8.925	11	10.00	8.525	15	10.00	8.600	23	39.40	34.275	18						
811	THIBAUDEAU Mateya	Fraser Valley (3)	WC JO8	10.00	8.400	19	10.00	9.075	8	9.50	6.850	26	10.00	9.250	13	39.50	33.575	19						
824	SANDLAND Ryann	Vancouver Island-Central Coast (6)	JO 8	9.00	8.375	20	9.50	8.225	20	9.20	7.350	23	10.00	9.325	7	37.70	33.275	20						
804	PENNER Shiphra	Thompson-Okanagan (2)	JO 8	10.00	8.075	23	10.00	8.225	20	10.00	8.350	19	10.00	8.425	24	40.00	33.075	21						
816	MARTIRES Mattea	Fraser River (4)	WC JO8	10.00	7.250	26	10.00	8.575	18	10.00	8.375	18	9.50	8.150	26	39.50	32.350	22						
803	CLARK Morgan	Thompson-Okanagan (2)	JO 8	10.00	8.250	21	9.40	6.600	26	10.00	7.975	20	10.00	8.725	21	39.40	31.550	23						
801	STEEL Adison	Kootenays (1)	JO 8	9.20	8.000	25	9.50	7.400	24	9.50	7.150	24	10.00	8.875	19	38.20	31.425	24						
826	NENNINGER Carissa	North West (7)	JO 8	9.00	8.025	24	9.50	7.525	23	9.50	7.525	22	10.00	8.350	25	38.00	31.425	24						
825	HUSBAND Ella	Vancouver Island-Central Coast (6)	WC JO8	9.00	8.500	17	10.00	6.825	25	9.50	7.125	25	10.00	8.950	18	38.50	31.400	26						

Generated Fri, 21 Feb 2020 15:43:56 -0700 in 0.002 seconds by kscore.ca