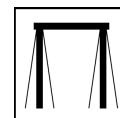

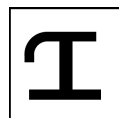
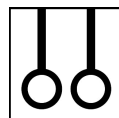



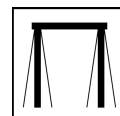

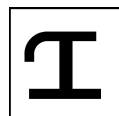
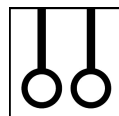



2020 BC Winter Games

Fort St. John
L3 / WC L3



#	Athlete	Zone	Category	D			D			D			D			D			D					
				Score	Rk		Score	Rk		Score	Rk		Score	Rk		Score	Rk		Score	Rk				
305	GONZALEZ Aiden	Fraser Valley (3)	L3	3.20	12.300	3	3.00	11.700	2	2.80	12.000	4	2.20	10.550	22	3.10	12.100	1	2.70	11.850	2	17.00	70.500	1
308	ISFELD Hayden	Fraser Valley (3)	L3	3.20	11.900	10	2.90	11.800	1	2.60	11.950	6	2.20	11.450	2	2.30	11.400	10	2.70	11.950	1	15.90	70.450	2
307	KO Jonathan	Fraser Valley (3)	L3	3.20	12.200	6	3.00	11.000	7	2.60	12.000	4	2.20	11.200	5	3.00	11.850	4	2.70	11.800	4	16.70	70.050	3
311	DYKSTRA Nathan	Fraser River (4)	L3	3.30	12.850	1	3.00	11.000	7	2.60	12.200	1	2.20	10.100	27	3.30	11.600	9	2.60	11.850	2	17.00	69.600	4
318	DELFBrian	Vancouver-Coastal (5)	L3	3.50	12.550	2	3.10	11.550	3	2.60	12.150	2	2.20	11.000	10	3.10	11.950	3	2.40	10.300	16	16.90	69.500	5
327	HEWSTAN-GATES Maximus	Vancouver Island-Central Coast (6)	L3	3.60	10.800	30	2.50	10.950	9	2.70	11.700	7	3.20	12.250	1	3.20	11.800	6	2.80	10.750	11	18.00	68.250	6
306	THOMLINSON Parker	Fraser Valley (3)	L3	3.20	11.750	14	3.00	11.250	4	2.60	11.650	10	2.20	10.600	20	3.10	11.650	8	2.60	11.200	8	16.70	68.100	7
301	NUNEZ-PALMA Eduardo	Thompson-Okanagan (2)	L3	3.00	10.900	28	1.80	10.650	13	2.70	11.550	13	1.60	11.250	3	3.20	12.100	1	2.60	10.950	9	14.90	67.400	8
310	KURAMOTO Keita	Fraser River (4)	L3	3.30	12.250	5	2.20	10.400	16	2.60	11.650	10	1.60	10.000	28	2.80	11.200	12	2.60	11.250	7	15.10	66.750	9
314	LOBAZNYUK Alexei	Fraser River (4)	WC L3	3.20	11.800	12	2.70	10.750	11	2.60	11.700	7	1.60	10.350	24	2.80	11.350	11	2.60	10.750	11	15.50	66.700	10
312	WOOD Dawson	Fraser River (4)	L3	3.30	11.400	19	2.10	9.900	23	3.20	10.800	25	1.60	11.150	7	2.90	11.800	6	2.60	11.450	6	15.70	66.500	11
328	MAGRAKEN Owen	Vancouver Island-Central Coast (6)	L3	3.60	12.300	3	2.80	9.750	26	2.70	12.150	2	2.40	10.800	18	3.20	11.850	4	2.80	9.600	20	17.50	66.450	12
316	JUK Tamas	Fraser River (4)	WC L3	3.50	11.250	22	3.20	11.250	4	2.70	11.300	17	2.40	11.100	8	3.10	11.200	12	2.10	10.000	19	17.00	66.100	13
313	VONDERMUHLL Brendan	Fraser River (4)	WC L3	3.00	11.950	9	2.30	10.250	19	2.60	11.650	10	1.60	11.250	3	2.20	10.300	19	2.70	10.450	15	14.40	65.850	14
322	CHRISTENSEN Markus	Vancouver-Coastal (5)	WC L3	3.10	11.200	23	2.50	10.950	9	2.60	10.850	23	1.60	10.850	16	2.20	9.950	22	2.60	11.800	4	14.60	65.600	15



#	Athlete	Zone	Category	D	Score	Rk	D	Score	Rk	D	Score	Rk	D	Score	Rk	D	Score	Rk	D	Score	Rk		
309	JOHN Adrian	Fraser River (4)	L3	3.30	11.750	14	2.20	9.850	25	2.60	11.550	13	1.60	10.950	12	2.70	10.950	14	2.80	10.200	17	15.20 65.250	16
303	HENRY Peyton	Thompson-Okanagan (2)	L3	3.10	11.550	17	2.20	10.650	13	2.60	11.050	21	1.60	11.050	9	2.70	10.700	15	2.40	9.400	25	14.60 64.400	17
302	FRASER Jaycen	Thompson-Okanagan (2)	L3	3.00	11.400	19	2.30	10.750	11	2.60	11.100	20	1.60	11.000	10	2.40	9.300	26	2.40	10.650	13	14.30 64.200	18
315	WRIGHT Will	Fraser River (4)	WC L3	3.20	11.650	16	2.10	10.000	21	1.90	9.700	29	1.60	10.950	12	2.50	10.350	17	2.60	10.950	9	13.90 63.600	19
320	WOOD Toby	Vancouver-Coastal (5)	L3	3.20	11.100	24	2.40	9.900	23	2.60	11.400	16	1.60	10.950	12	2.20	9.650	24	2.60	10.500	14	14.60 63.500	20
323	LEE-CHARETTE Julien	Vancouver-Coastal (5)	WC L3	3.10	11.100	24	2.30	11.250	4	2.60	11.300	17	1.60	9.750	30	2.70	10.600	16	1.10	9.450	24	13.40 63.450	21
321	VELISEK Logan	Vancouver-Coastal (5)	WC L3	3.00	11.400	19	2.30	10.300	18	2.60	11.300	17	1.60	10.800	18	2.20	10.350	17	1.20	9.300	26	12.90 63.450	21
317	WU Jett	Vancouver-Coastal (5)	L3	3.10	11.500	18	2.20	10.550	15	2.60	11.700	7	1.60	9.650	31	2.80	10.100	20	1.70	9.550	22	14.00 63.050	23
329	TENDALL Riley	North West (7)	L3	3.20	12.000	8	2.10	9.650	28	2.70	11.000	22	1.60	10.850	16	2.60	9.950	22	1.50	9.200	27	13.70 62.650	24
325	BUBIAK Radoslaw	Vancouver Island-Central Coast (6)	L3	3.00	11.800	12	2.30	9.250	29	2.50	9.900	28	1.60	11.200	5	2.20	9.650	24	1.70	10.100	18	13.30 61.900	25
324	HOAG James	Vancouver-Coastal (5)	WC L3	2.90	11.000	26	2.30	10.050	20	2.60	11.450	15	1.60	10.150	26	2.10	7.800	28	1.10	9.600	20	12.60 60.050	26
304	HENDERSON Marshall	Thompson-Okanagan (2)	L3	3.20	10.900	28	2.10	10.350	17	2.40	10.100	27	1.60	10.250	25	2.30	7.800	28	1.70	9.550	22	13.30 58.950	27
326	FOURNIER Kaleb	Vancouver Island-Central Coast (6)	L3	3.10	11.850	11	2.10	9.950	22	2.50	8.800	30	1.60	9.900	29	2.20	9.300	26	1.70	8.950	28	13.20 58.750	28
332	MARTEL Philippe	North West (7)	L3	3.10	10.950	27	1.60	7.900	30	2.40	10.450	26	1.60	10.450	23	1.60	6.550	30	1.40	6.000	31	11.70 52.300	29
319	WONG Jasper	Vancouver-Coastal (5)	L3	3.30	12.200	6	2.30	6.700	31	2.70	10.850	23	2.40	10.600	20	2.80	10.100	20	0.00	0.000	32	13.50 50.450	30
330	IVENS Finnley	North West (7)	L3	3.10	10.450	32	2.20	9.700	27	1.60	7.950	32	1.60	9.450	32	1.40	5.450	32	0.90	7.450	30	10.80 50.450	30
331	KAINES William	North West (7)	L3	3.10	10.800	30	1.10	5.050	32	1.80	8.250	31	1.60	10.950	12	1.60	6.400	31	1.00	7.550	29	10.20 49.000	32